

Textbook for Garbage & Recycling Classes

Oshu Version

How to Throw Out Garbage

Let's Start with What You Can Do!



エコル
岩手県3R推進キャラクター

Oshu City, Citizens' Environment Dept., Living Environment Division




! The Rules and Things to Watch Out For

● Put garbage in designated garbage bags

- Please put burnable and non-burnable garbage into officially designated Oshu city garbage bags, before tying the bag closed and disposing. Garbage won't be collected if anything but an official garbage bag is used, or if anything is sticking out. If garbage is too large to fit in an official garbage bag, please take it to the garbage incineration center, or contact a licensed collection contractor in Oshu.

- In Oshu, official garbage bags come with red lettering (for burnable garbage) and blue lettering (for non-burnable garbage), and have 2 sizes: large and small, for a total of 4 types of official garbage bags. You can buy them at various shops in Oshu, so please buy and use them.

Tie it closed



Won't be collected



No sticking out!

● Keep to the designated dates and times

- Please put out garbage at the set date and time for your area, so as to prevent wild animals from getting into it. If there are local rules, please follow them.

- Garbage calendars for Esashi, Maesawa, Isawa, and Koromogawa are distributed in March every year. These calendars are posted on the city website as well.

(<https://www.city.oshu.iwate.jp/soshiki/5/1051/2/3/316.html>)



Oshu Garbage Calendar

● Use the designated disposal site

- Please put out burnable and non-burnable garbage in the collection area (or garbage station) where you live.

- Garbage stations are managed by the local area. Please do your part to keep it tidy.

- Garbage produced from companies, hospitals, shops, etc. may not be placed in garbage stations.

確認

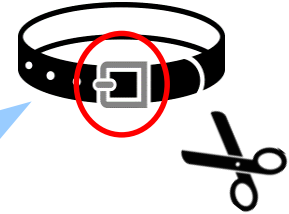




What Can Be Put Out As Burnables

- Things made of leather, rubber, and plastic, plus aluminum foil, can be put out as burnable garbage.
- As much as is possible, please remove metal fittings from bags and similar. Those items can go in burnables, and the metal fittings go in non-burnables.

Remove metal and
place with non-
burnables



● Kitchen waste/raw garbage (leftover peels from ingredients, leftovers, vegetable scraps)

- Thoroughly drain the garbage, place it in a small, separate plastic bag, and dispose.
- If you put kitchen waste in a burnable garbage bag as-is and place it at a garbage station, and the bag breaks, it can soil the garbage station when water and bad smells from the kitchen waste spread.



Seashells are burnables
too!

● Condiment and detergent containers and packages, etc.

- Containers and packages that have hard-to-remove stains or smells go in burnables.

《Ex.》



Mayonnaise and
ketchup containers



Detergent and shampoo containers



Retort pouches



What Can Be Put Out As Non-Burnables①

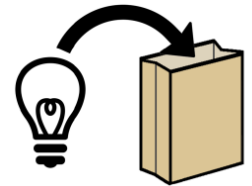
●Knives (kitchen knives etc.), pottery, glass cups, etc.



- Because sharp or broken parts are dangerous, please wrap these items in paper or similar, label it with the contents (“kitchen knife” “glass” etc.) and place in an official non-burnable garbage bag. If anything is sticking out from the bag, it could injure a garbage collection worker.

●Incandescent light bulbs

- Wrap in paper or similar, label as “light bulb” , and place in an official non-burnable garbage bag.



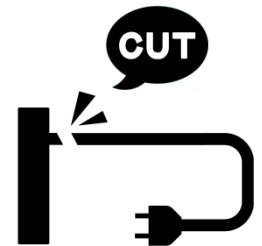
- Fluorescent tubes (including bulb types) may contain mercury, so they do not go with non-burnables. Collection boxes are set up at Oshu City Hall, some supermarkets, home centers, and electronics stores; please use them for disposal.

- LED types go in non-burnables, regardless of size or shape.

●(Some) Home electronics

Ex: electric jugs, rice cookers, vacuum cleaners, electric fans, gas ranges, stoves, electric razors, hair dryers, etc.

- Place in a non-burnable garbage bag and dispose of as non-burnable garbage. Cut off the cord and place it with non-burnables too. Battery-operated devices can go with non-burnables after the batteries have been removed.



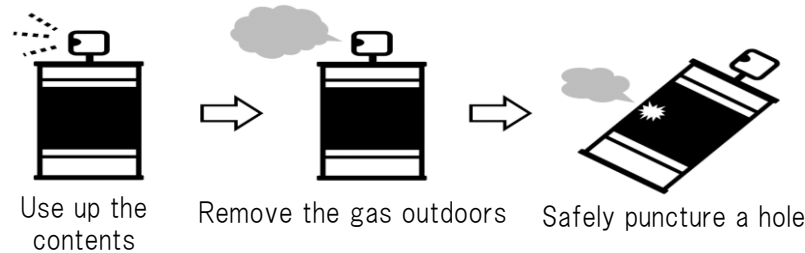
- TVs, refrigerators, freezers, air conditioners, washing machines, clothes dryers, and computers are not collected by Oshu city: don’ t put them in garbage stations. To learn how to throw these items away, please consult the Living Environment Dept. at city hall through someone in charge at your workplace.



What Can Be Put Out As Non-Burnables②

●Spray cans, 18-liter cans, etc.


- Once the contents of the can are completely used up, remove the gas and pierce a hole in the can before disposing.
- It's very dangerous to place these things in the garbage station without removing the gas: there have been times when they catch fire within the garbage truck and cause a fire disaster.



●Metals

Pots, pans, kettles, umbrella frames, glass bottle caps, thermoses, etc.

- Fold up or shorten umbrella frames, and ensure that nothing is sticking out when you place it in a non-burnable garbage bag. (The cloth or plastic parts of an umbrella can go in burnables.)



●Batteries

- Please dispose of dry cell batteries at the collection boxes that are set up at Oshu City Hall, some supermarkets, home centers, and electronics stores; do not place them with non-burnables.



! About Recycling in Oshu

● Items that can be recycled

- These are things that would ordinarily become garbage after being used, but as they can be used as raw materials to make new things, they are not disposed of as trash, but collected as resources.

Bottles (colorless, brown, and other)

Cans (aluminum and steel)

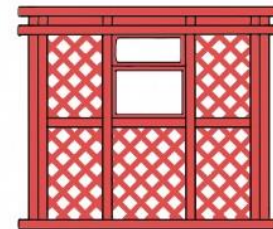
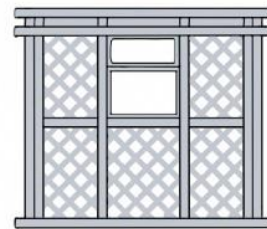

Plastic (PET bottles, white trays, and other plastic)

● How to put out recycling

- After rinsing well with water, sort into the various types and place in the recycling collection area. Recycling is collected on weekdays and Sundays, at set locations within Oshu.

● Take it out of the bag

- When you recycle, be sure to take your recyclables out of the bag you brought them in, and place them in the net or container in the collection area. Do not place your bag of recyclables as-is.





Recycling (Cardboard Boxes)

● Cardboard

- Bind with string and dispose. (In Esashi, please make sure to use paper string.)
- Remove any shipping labels, tape, and similar.





Recycling (cans)

※Please rinse with water before placing. If cans have cigarette butts in them, or are otherwise dirty and can't be cleaned, dispose of them with non-burnables.

●Aluminum cans

For drinks, snacks, other canned goods, can lids, etc.



Look for this mark!

●Steel cans

For drinks, snacks, other canned goods, nori, etc.



Look for this mark!
Will be attracted to magnets

Can't Be Recycled

※Dispose of as non-burnables. (Ensure that the contents are all used up and the container is empty before disposal.)



Spray cans



18-liter cans



Paint cans



Glass bottle caps



Recycling (bottles)

Bottles for drinks, seasonings, foods, etc.

Single-serve alcoholic bottles can be recycled too.



○How to recycle

①Remove the cap and rinse the insides with water.

Remove the cap that's attached to the bottle.

If it's a plastic cap → If clean, recycle with other plastic

If dirty and can't be cleaned, dispose of as burnable garbage

If it's a metal cap → To non-burnables

②Sort bottles by color - colorless (clear), brown, or other - and place in the relevant container in the recycling area.

※If you're unsure of the bottle's color, place it in Other!!

●Things that can't be recycled (place in non-burnables)

①Broken bottles

Wrap in paper, label as "broken", and place in non-burnables

②Dirty bottles (from sesame oil, dressing, paint, etc.)

Dirty bottles are not suitable for recycling.

③Glass cutlery, cups, and similar

These are made from different materials than bottles, and so cannot be recycled.





Other Information and Notices

■ About Improper Disposal of Waste

Apartment complexes have garbage collection spaces for the tenants. Garbage in the collection space that has been put out incorrectly, or otherwise doesn't follow the rules, won't be collected. If the collection space needs to be tidied of leftover garbage, or if it gets dirty, cleaning is done by the real estate company or property manager, in general.

As a result, the people who use the garbage collection space will be billed afterwards for the cleaning fee. So please be sure to carefully follow the rules when you dispose of garbage.

■ About the Oshu city website

If there's something you don't know about how to dispose of garbage, you can check the Oshu city website. You can find information about how to sort and dispose of garbage, how to bring garbage to the incinerator (Tanko Regional Sanitation Center), check the list of licensed collection contractors, and find other information about waste on this website.

From the homepage, click on "Living/Procedures" and navigate to "Refuse, Recycling".

Oshu city website: (<https://www.city.oshu.iwate.jp/>)

■ Contact:

Oshu City Citizens' Environment Dept.
Living Environment Division, Sanitation Section
TEL: 0197-34-2341

Oshu City Esashi Gen. Branch Office,
Area Support Group TEL: 0197-34-1622
Oshu City Maesawa Gen. Branch Office,
Area Support Group TEL: 0197-34-0262
Oshu City Isawa Gen. Branch Office,
Area Support Group TEL: 0197-34-0312
Oshu City Koromogawa Gen. Branch Office,
Area Support Group TEL: 0197-34-2361

奥州市ホームページ



ごみ出し検索コード

市アプリ「ぽちっと奥州」



AppStore



GooglePlayStore