



How to Use the Bus!

(1) Find your bus stop.

Bus stops will look like this:

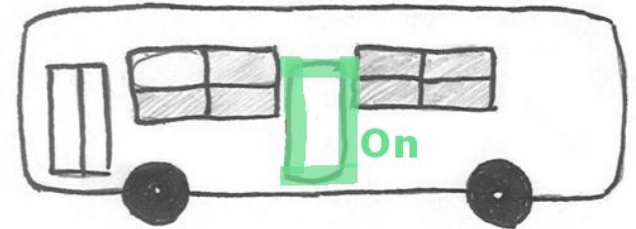



(2) Find your bus. You can check where the bus is going with signs on the front and side.




(3) Get on bus.

For buses with two doors, get on with the middle door.




(4) Use your bus card or take a ticket.



If you have a bus card, put it in the bottom slot and take it back out from the top slot. If you don't have a bus card, take the slip of paper from the machine on the right.

How to Use the Bus!

(5) Watch and listen for your stop, and check your fare. The next bus stop will be displayed on the board in front of the bus, and announced out loud. If you took a slip of paper, your bus fare is listed on the board under the number on your slip.



(6) Press the button when your stop is next. When you want to get off at the next bus stop, press a button that looks like this:

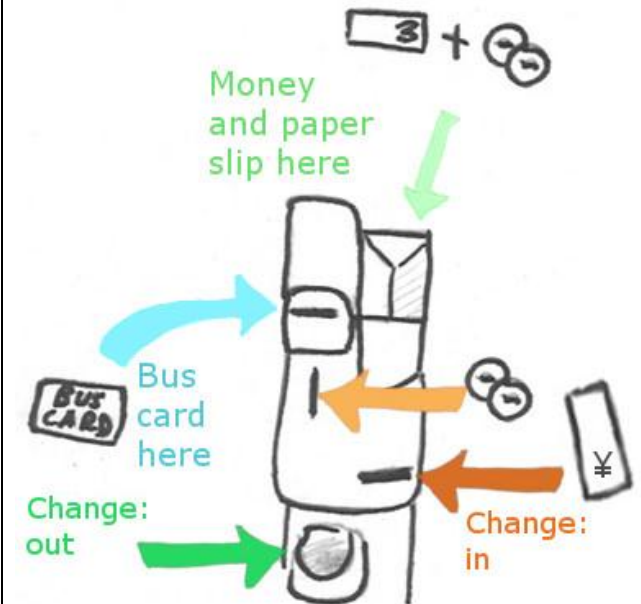


(7) Go to the front of the bus and pay.

If you have a bus card, put it in the slot on the left and take it out from the top.

If you have a paper slip, put the paper slip and money into the top right box.

You must use exact change for your bus fare. If you don't have exact change, you can get change for 50, 100 and 500 yen coins, and for 1000 yen bills. The change will come out of the pocket on the bottom.



(8) Get off from the front door.

Thank you for using the bus!

